



| SHAREHOLDING PATTERN | | | |
|----------------------|---|--|-------------------------|
| 1 | Name of Listed Entity: | | RANJAN POLYSTER LIMITED |
| 2 | Scrip Code/Name of Scrip/Class of Security | | Equity |
| 3 | Share Holding Pattern Filed under: Reg. 31(1)(a)/Reg. 31(1)(b)/Reg.31(1)(c) | | Reg.31(1)(b) |
| | a. | If under 31(1)(b) then indicate the report for Quarter ending | 30th September, 2021 |
| | b. | If under 31(1)(c) then indicate date of allotment/extinguishment | |
| 4 | Declaration: The Listed entity is required to submit the following declaration to the e | | |
| | Particulars | Yes* | No* |
| 1 | Whether the Listed Entity has issued any partly paid up shares? | | No |
| 2 | Whether the Listed Entity has issued any Convertible Securities or Warrants? | | No |
| 3 | Whether the Listed Entity has any shares against which depository receipts are issued | | No |
| 4 | Whether the Listed Entity has any shares in locked-in? | | No |
| 5 | Whether any shares held by promoters are pledge or otherwise encumbered? | | No |




RANJAN POLYSTER LIMITED
SHAREHOLDING PATTERN AS ON 30th September, 2021
Table - I Summary Statement holding of specified securities

| Category (I) | Category of Shareholder (II) | No of Shareholders (III) | No. of fully paid Equity Share Held (IV) | No. Of Partly Paid Equity Shares Held (V) | No. Of shares underlying Depository Receipts (VI) | Total Nos. Shares Held (VII) = (IV+V+VI) | Shareholding as a % of total no of Shares (calculated as per SCRR 1957) (VIII) as a % of (A+B+C2) | No of Voting Rights held in each class of securities (IX) | | | | No of shares underlying outstanding convertible securities (including warrants) (X) | Shareholding as a % assuming full conversions of convertible securities (as a % of diluted equity capital) (XI)=VII+X as a % of (A+B+C2) | No. of Locked in Shares (XII) | | No of Shares pledged or otherwise encumbered (XIII) | | No of Equity Shares Held in Dematerialized form (XIV) |
|--------------|--------------------------------|--------------------------|--|---|---|--|---|---|----------|----------------|-------------------------|---|--|-------------------------------|---------------------------------|---|---------------------------------|---|
| | | | | | | | | Class X | Class Y | Total | Total as a % of (A+B+C) | | | No. (a) | As a % of total shares held (b) | No. (a) | As a % of total shares held (b) | |
| (A) | Promoter & Promoter Group | 14 | 2214555 | 0 | 0 | 2214555 | 73.7962 | 2214555 | 0 | 2214555 | 73.7962 | 0 | 73.7962 | 0 | 0.0000 | 0 | 0.0000 | 2214555 |
| (B) | Public | 286 | 786350 | 0 | 0 | 786350 | 26.2038 | 786350 | 0 | 786350 | 26.2038 | 0 | 26.2038 | 0 | 0.0000 | 0 | 0.0000 | 648050 |
| (C) | Non Promoter - Non Public | 0 | 0 | 0 | 0 | 0 | 0.0000 | 0 | 0 | 0 | 0.0000 | 0 | 0.0000 | 0 | 0.0000 | 0 | 0.0000 | 0 |
| (C1) | Shares Underlying DRs | 0 | 0 | 0 | 0 | 0 | 0.0000 | 0 | 0 | 0 | 0.0000 | 0 | 0.0000 | 0 | 0.0000 | 0 | 0.0000 | 0 |
| (C2) | Share Held By Employees Trusts | 0 | 0 | 0 | 0 | 0 | 0.0000 | 0 | 0 | 0 | 0.0000 | 0 | 0.0000 | 0 | 0.0000 | 0 | 0.0000 | 0 |
| | Total | 0 | 0 | 0 | 0 | 0 | 0.0000 | 0 | 0 | 0 | 0.0000 | 0 | 0.0000 | 0 | 0.0000 | 0 | 0.0000 | 0 |
| | Total A+B+C1+C2 | 300 | 3000905 | 0 | 0 | 3000905 | 100.0000 | 3000905 | 0 | 3000905 | 100.0000 | 0 | 100.0000 | 0 | 0.0000 | 0 | 0.0000 | 2862605 |



RANJAN POLYSTER LIMITED
SHAREHOLDING PATTERN AS ON 30th September, 2021
Table - II Statement showing shareholding pattern of the Promoter and Promer Group

| Sl.No. | Category & Name of the Shareholder (I) | Entity type i.e. promoter OR promoter group entity (except promoter) | PAN (II) | No of Shareholders (III) | No. of fully paid Equity Share Held (IV) | No. of Partly Paid Equity Shares Held (V) | No. Of shares underlying Depository Receipts (VI) | Total Nos. Shares Held (VII) = IV+V+VI | Shareholding as a % of total no of Shares (calculated as per SCRR 1957) (VIII) as a % of (A+B+C2) | No of Voting Rights held in each class of securities (IX) | | | | No of shares underlying outstanding convertible securities (including warrants) (X) | Shareholding as a % assuming full conversions of convertible securities (as a % of diluted equity capital) (XI)=VII* as a % of (A+B+C2) | No. of Locked in Shares (XII) | | No of Shares pledged or otherwise encumbered (XIII) | | No of Equity Shares Held in Dematerializ ed form (XIV) |
|--------|---|---|------------|--------------------------------|---|--|--|---|---|--|---------|---------|-------------------------------|--|--|----------------------------------|--|--|--|--|
| | | | | | | | | | | Class X | Class Y | Total | Total as a % of (A+B+C) | | | No. (a) | As a % of total shares held (b) | No. (a) | As a % of total shares held (b) | |
| (3) | Indian | | | | | | | | | | | | | | | | | | | |
| (a) | Individual | | | 11 | 1904100 | 0 | 0 | 1904100 | 63.4509 | 1904100 | 0 | 1904100 | 63.4509 | 0 | 63.4509 | 0 | 0.0000 | 0 | 0.0000 | 1904100 |
| | Mahesh Kumar Bhimsaria | | AEEP2543M | | 282500 | 0 | 0 | 282500 | 9.4138 | 282500 | 0 | 282500 | 9.4138 | 0 | 9.4138 | 0 | 0.0000 | 0 | 0.0000 | 282500 |
| | Mohit Kumar Bhimsaria | | AATPB2897H | | 259000 | 0 | 0 | 259000 | 8.6307 | 259000 | 0 | 259000 | 8.6307 | 0 | 8.6307 | 0 | 0.0000 | 0 | 0.0000 | 259000 |
| | Mukesh Kumar Bhimsaria | | AQBP88917G | | 139000 | 0 | 0 | 139000 | 4.6319 | 139000 | 0 | 139000 | 4.6319 | 0 | 4.6319 | 0 | 0.0000 | 0 | 0.0000 | 139000 |
| | Neha Bhimsaria | | AHRPB3302L | | 281000 | 0 | 0 | 281000 | 9.3638 | 281000 | 0 | 281000 | 9.3638 | 0 | 9.3638 | 0 | 0.0000 | 0 | 0.0000 | 281000 |
| | Saket Parikh | | ABIPP9761G | | 124900 | 0 | 0 | 124900 | 4.1621 | 124900 | 0 | 124900 | 4.1621 | 0 | 4.1621 | 0 | 0.0000 | 0 | 0.0000 | 124900 |
| | Sant Kumar Bhimsaria | | AQBP88987C | | 145000 | 0 | 0 | 145000 | 4.8319 | 145000 | 0 | 145000 | 4.8319 | 0 | 4.8319 | 0 | 0.0000 | 0 | 0.0000 | 145000 |
| | Sarika Bhimsaria | | AHRPB3301K | | 126100 | 0 | 0 | 126100 | 4.2021 | 126100 | 0 | 126100 | 4.2021 | 0 | 4.2021 | 0 | 0.0000 | 0 | 0.0000 | 126100 |
| | Shakuntala Devi Bhimsaria | | ABYP87101N | | 139200 | 0 | 0 | 139200 | 4.6386 | 139200 | 0 | 139200 | 4.6386 | 0 | 4.6386 | 0 | 0.0000 | 0 | 0.0000 | 139200 |
| | Shreshth Bhimsaria | | FPCPB8897D | | 135000 | 0 | 0 | 135000 | 4.4986 | 135000 | 0 | 135000 | 4.4986 | 0 | 4.4986 | 0 | 0.0000 | 0 | 0.0000 | 135000 |
| | Sushma Bhimsaria | | ABXP86611Q | | 137200 | 0 | 0 | 137200 | 4.5720 | 137200 | 0 | 137200 | 4.5720 | 0 | 4.5720 | 0 | 0.0000 | 0 | 0.0000 | 137200 |
| | Tripti Parikh | | AQCP4471L | | 135200 | 0 | 0 | 135200 | 4.5053 | 135200 | 0 | 135200 | 4.5053 | 0 | 4.5053 | 0 | 0.0000 | 0 | 0.0000 | 135200 |
| | Santkumar Maheshkumar Huf | | AADHS4316Q | | 0 | 0 | 0 | 0 | 0.0000 | 0 | 0 | 0 | 0.0000 | 0 | 0 | 0 | 0.0000 | 0 | 0.0000 | 0 |
| | Santkumar Mohitkumar Huf | | AADHS4318A | | 0 | 0 | 0 | 0 | 0.0000 | 0 | 0 | 0 | 0.0000 | 0 | 0 | 0 | 0.0000 | 0 | 0.0000 | 0 |
| | Santkumar Mukeshkumar Huf | | AAGHS6721L | | 0 | 0 | 0 | 0 | 0.0000 | 0 | 0 | 0 | 0.0000 | 0 | 0 | 0 | 0.0000 | 0 | 0.0000 | 0 |
| (b) | Huf | | | 3 | 310455 | 0 | 0 | 310455 | 10.3454 | 310455 | 0 | 310455 | 10.3454 | 0 | 10.3454 | 0 | 0.0000 | 0 | 0.0000 | 310455 |
| | Chiranj Lal Mukhram Huf | | AABHC0130J | | 139555 | 0 | 0 | 139555 | 4.6504 | 139555 | 0 | 139555 | 4.6504 | 0 | 4.6504 | 0 | 0.0000 | 0 | 0.0000 | 139555 |
| | Mohit Kumar Huf | | AAGHM3925E | | 50000 | 0 | 0 | 50000 | 1.6662 | 50000 | 0 | 50000 | 1.6662 | 0 | 1.6662 | 0 | 0.0000 | 0 | 0.0000 | 50000 |
| | Saket Parikh (huf) | | AASHS3049B | | 120900 | 0 | 0 | 120900 | 4.0288 | 120900 | 0 | 120900 | 4.0288 | 0 | 4.0288 | 0 | 0.0000 | 0 | 0.0000 | 120900 |
| (c) | Central Govt /state Govt/ President Of India | | | 0 | 0 | 0 | 0 | 0 | 0.0000 | 0 | 0 | 0 | 0.0000 | 0 | 0.0000 | 0 | 0.0000 | 0 | 0.0000 | 0 |
| (d) | Financial Inst/banks | | | 0 | 0 | 0 | 0 | 0 | 0.0000 | 0 | 0 | 0 | 0.0000 | 0 | 0.0000 | 0 | 0.0000 | 0 | 0.0000 | 0 |
| (e) | Any other | | | 0 | 0 | 0 | 0 | 0 | 0.0000 | 0 | 0 | 0 | 0.0000 | 0 | 0.0000 | 0 | 0.0000 | 0 | 0.0000 | 0 |
| | Other - Body Corporate | | | 0 | 0 | 0 | 0 | 0 | 0.0000 | 0 | 0 | 0 | 0.0000 | 0 | 0.0000 | 0 | 0.0000 | 0 | 0.0000 | 0 |
| | Sub - Total | | | 14 | 2214555 | 0 | 0 | 2214555 | 73.7962 | 2214555 | 0 | 2214555 | 73.7962 | 0 | 73.7962 | 0 | 0.0000 | 0 | 0.0000 | 2214555 |
| (2) | Foreign | | | | | | | | | | | | | | | | | | | |
| (a) | Individual (nr)/ Foreign Individual | | | 0 | 0 | 0 | 0 | 0 | 0 | 0 | 0 | 0 | 0 | 0 | 0 | 0 | 0 | 0 | 0 | 0 |
| (b) | Government | | | 0 | 0 | 0 | 0 | 0 | 0 | 0 | 0 | 0 | 0 | 0 | 0 | 0 | 0 | 0 | 0 | 0 |
| (c) | Institutions | | | 0 | 0 | 0 | 0 | 0 | 0 | 0 | 0 | 0 | 0 | 0 | 0 | 0 | 0 | 0 | 0 | 0 |
| (d) | Foreign Portfolio Investor | | | 0 | 0 | 0 | 0 | 0 | 0 | 0 | 0 | 0 | 0 | 0 | 0 | 0 | 0 | 0 | 0 | 0 |
| (e) | Any Other | | | 0 | 0 | 0 | 0 | 0 | 0 | 0 | 0 | 0 | 0 | 0 | 0 | 0 | 0 | 0 | 0 | 0 |
| | Sub - Total | | | 0 | 0 | 0 | 0 | 0 | 0 | 0 | 0 | 0 | 0 | 0 | 0 | 0 | 0 | 0 | 0 | 0 |
| | Total Shareholding of Promoter and Promoter Group | | | 14 | 2214555 | 0 | 0 | 2214555 | 73.7962 | 2214555 | 0 | 2214555 | 73.7962 | 0 | 73.7962 | 0 | 0.0000 | 0 | 0.0000 | 2214555 |



LANJAN POLYSTER LIMITED
SHAREHOLDING PATTERN AS ON 30th September, 2021
Table - III Statement showing shareholding pattern of the Public shareholding


| S.No. | Category & Name of the Shareholder (I) | PAN (II) | No of Shareholders (III) | No. of fully paid Equity Share Held (IV) | No. Of Partly Paid Equity Shares Held (V) | No. Of shares underlying Depository Receipts (VI) | Total Nos. Shares Held (VII) = IV+V+VI | Shareholding as a % of total no of Shares (calculated as per SCRR 1957) (VIII) as a % of (A+B+C2) | No of Voting Rights held in each class of securities (IX) | | | | No of shares underlying convertible securities (including warrants) (X) | Shareholding as a % assuming full conversions of convertible securities (as a % of diluted equity capital) (XI)=VII+X as a % of (A+B+C2) | No. of Locked In Shares (XII) | | No of Shares pledged or otherwise encumbered (XIII) | | No of Equity Shares Held in Dematerialized form (XIV) | |
|-------|---|------------|--------------------------|--|---|---|--|---|---|----------|---------------|-------------------------|---|--|-------------------------------|---------------------------------|---|---------------------------------|---|---------------|
| | | | | | | | | | Class X | Class Y | Total | Total as a % of (A+B+C) | | | No. (a) | As a % of total shares held (b) | No. (a) | As a % of total shares held (b) | | |
| (1) | Institutions | | | | | | | | | | | | | | | | | | | |
| (a) | Mutual Funds | | 0 | 0 | 0 | 0 | 0 | 0.0000 | 0 | 0 | 0 | 0.0000 | 0 | 0.0000 | 0 | 0.0000 | 0 | 0.0000 | 0 | 0.0000 |
| (b) | Venture Capital Funds | | 0 | 0 | 0 | 0 | 0 | 0.0000 | 0 | 0 | 0 | 0.0000 | 0 | 0.0000 | 0 | 0.0000 | 0 | 0.0000 | 0 | 0.0000 |
| (d) | Alternate Investment Funds | | 0 | 0 | 0 | 0 | 0 | 0.0000 | 0 | 0 | 0 | 0.0000 | 0 | 0.0000 | 0 | 0.0000 | 0 | 0.0000 | 0 | 0.0000 |
| (d) | Foreign Venture Capital Investors | | 0 | 0 | 0 | 0 | 0 | 0.0000 | 0 | 0 | 0 | 0.0000 | 0 | 0.0000 | 0 | 0.0000 | 0 | 0.0000 | 0 | 0.0000 |
| (e) | Foreign Portfolio Investors | | 0 | 0 | 0 | 0 | 0 | 0.0000 | 0 | 0 | 0 | 0.0000 | 0 | 0.0000 | 0 | 0.0000 | 0 | 0.0000 | 0 | 0.0000 |
| (f) | Financial Inst/banks | | 0 | 0 | 0 | 0 | 0 | 0.0000 | 0 | 0 | 0 | 0.0000 | 0 | 0.0000 | 0 | 0.0000 | 0 | 0.0000 | 0 | 0.0000 |
| (g) | Insurance Companies | | 0 | 0 | 0 | 0 | 0 | 0.0000 | 0 | 0 | 0 | 0.0000 | 0 | 0.0000 | 0 | 0.0000 | 0 | 0.0000 | 0 | 0.0000 |
| (h) | Provident Funds/ Pension Fund | | 0 | 0 | 0 | 0 | 0 | 0.0000 | 0 | 0 | 0 | 0.0000 | 0 | 0.0000 | 0 | 0.0000 | 0 | 0.0000 | 0 | 0.0000 |
| (i) | Any other | | | | | | | | | | | | | | | | | | | |
| | Sub-total (B)(1) | | 0 | 0 | 0 | 0 | 0 | 0.0000 | 0 | 0 | 0 | 0.0000 | 0 | 0.0000 | 0 | 0.0000 | 0 | 0.0000 | 0 | 0.0000 |
| (2) | Central Govt /state Govt/ President Of India | | 0 | 0 | 0 | 0 | 0 | 0.0000 | 0 | 0 | 0 | 0.0000 | 0 | 0.0000 | 0 | 0.0000 | 0 | 0.0000 | 0 | 0.0000 |
| | Sub-total (B)(2) | | 0 | 0 | 0 | 0 | 0 | 0.0000 | 0 | 0 | 0 | 0.0000 | 0 | 0.0000 | 0 | 0.0000 | 0 | 0.0000 | 0 | 0.0000 |
| (3) | Non-Institutions | | | | | | | | | | | | | | | | | | | |
| (a) | (i) Individual-Holding Nom. Val. upto Rs.2 lakhs | | 279 | 132200 | 0 | 0 | 132200 | 4.4053 | 132200 | 0 | 132200 | 4.4053 | 0 | 4.4053 | 0 | 0.0000 | 0 | 0.0000 | 0 | 2900 |
| | (ii) Individual-Holding Nom. Val. greater than Rs.2 lakhs | | 4 | 499040 | 0 | 0 | 499040 | 16.6297 | 499040 | 0 | 499040 | 16.6297 | 0 | 16.6297 | 0 | 0.0000 | 0 | 0.0000 | 0 | 499040 |
| | Harsh Agarwal | CZPA5234M | | 114000 | 0 | 0 | 114000 | 3.7989 | 114000 | 0 | 114000 | 3.7989 | 0 | 3.7989 | 0 | 0.0000 | 0 | 0.0000 | 0 | 114000 |
| | Rachna Khemka | A6FPK2989K | | 101530 | 0 | 0 | 101530 | 3.3833 | 101530 | 0 | 101530 | 3.3833 | 0 | 3.3833 | 0 | 0.0000 | 0 | 0.0000 | 0 | 101530 |
| | Ridham Agarwal | CZTPA5494A | | 146910 | 0 | 0 | 146910 | 4.8955 | 146910 | 0 | 146910 | 4.8955 | 0 | 4.8955 | 0 | 0.0000 | 0 | 0.0000 | 0 | 146910 |
| | Sunil Kumar Khetan | AKPPK4327B | | 136600 | 0 | 0 | 136600 | 4.5520 | 136600 | 0 | 136600 | 4.5520 | 0 | 4.5520 | 0 | 0.0000 | 0 | 0.0000 | 0 | 136600 |
| (b) | Nbfc Registered With Rbi | | 0 | 0 | 0 | 0 | 0 | 0.0000 | 0 | 0 | 0 | 0.0000 | 0 | 0.0000 | 0 | 0.0000 | 0 | 0.0000 | 0 | 0.0000 |
| (d) | Employees Trust | | 0 | 0 | 0 | 0 | 0 | 0.0000 | 0 | 0 | 0 | 0.0000 | 0 | 0.0000 | 0 | 0.0000 | 0 | 0.0000 | 0 | 0.0000 |
| (d) | Overseas Depository Holding DRs | | 0 | 0 | 0 | 0 | 0 | 0.0000 | 0 | 0 | 0 | 0.0000 | 0 | 0.0000 | 0 | 0.0000 | 0 | 0.0000 | 0 | 0.0000 |
| (e) | Any Other | | | | | | | | | | | | | | | | | | | |
| | Other - Body Corp | | 2 | 9000 | 0 | 0 | 9000 | 0.2999 | 9000 | 0 | 9000 | 0.2999 | 0 | 0.2999 | 0 | 0.0000 | 0 | 0.0000 | 0 | 0.0000 |
| | Other - Individual HUF | | 1 | 146110 | 0 | 0 | 146110 | 4.8689 | 146110 | 0 | 146110 | 4.8689 | 0 | 4.8689 | 0 | 0.0000 | 0 | 0.0000 | 0 | 146110 |
| | Manish Kumar Huf | AADHM3037N | | 146110 | 0 | 0 | 146110 | 4.8689 | 146110 | 0 | 146110 | 4.8689 | 0 | 4.8689 | 0 | 0.0000 | 0 | 0.0000 | 0 | 146110 |
| | Sub-total (B)(3) | | 286 | 786350 | 0 | 0 | 786350 | 26.2038 | 786350 | 0 | 786350 | 26.2038 | 0 | 26.2038 | 0 | 0.0000 | 0 | 0.0000 | 0 | 648050 |
| | Total Public Shareholding | | 286 | 786350 | 0 | 0 | 786350 | 26.2038 | 786350 | 0 | 786350 | 26.2038 | 0 | 26.2038 | 0 | 0 | 0 | 0 | 0 | 648050 |



RANJAN POLYSTER LIMITED
SHAREHOLDING PATTERN AS ON 30th September, 2021

Table - IV Statement showing shareholding pattern of the Non Promoter - Non Public shareholder

| S.No. | Category & Name of the Shareholder (I) | PAN (II) | No of Shareholders (III) | No. of fully paid Equity Share Held (IV) | No. Of Partly Paid Equity Shares Held (V) | No. Of shares underlying Depository Receipts (VI) | Total Nos. Shares Held (VII) = IV+V+VI | Shareholding % as of total no of Shares (VIII) as a % of (A+B+C2) | No of Voting Rights held in each class of securities (IX) | | | | No of shares underlying outstanding convertible securities (including warrants) (X) | Shareholding as a % assuming full conversions of convertible securities (as a % of diluted equity capital) (XI)=VII+X as a % of (A+B+C2) | No. of Locked in Shares (XII) | | No of Shares pledged or otherwise encumbered (XIII) | | No of Equity Shares Held In Dematerialized forms (XIV) |
|-------|---|----------|--------------------------|--|---|---|--|---|---|---------|-------|-------------------------|---|--|-------------------------------|---------------------------------|---|---------------------------------|--|
| | | | | | | | | | Class X | Class Y | Total | Total as a % of (A+B+C) | | | No. (a) | As a % of total shares held (b) | No. (a) | As a % of total shares held (b) | |
| (1) | Custodian/DR Holder | | | | | | | | | | | | | | | | | | |
| (a) | names | | | | | | | | | | | | | | | | | | |
| (2) | Employees Benefit Trust (under SEBI Based employees benefit) Regulation 2014 | | | | | | | | | | | | | | | | | | |
| (a) | names | | | | | | | | | | | | | | | | | | |
| | Total Non-Promoter Non Public shareholding C = C1+C2 | | | 0 | 0 | 0 | 0 | 0 | 0 | 0 | 0 | 0 | 0 | 0 | 0 | 0 | 0 | 0 | 0 |



RANJAN POLYSTER LIMITED
SHAREHOLDING PATTERN AS ON 30th June, 2021
Table V- Statement showing details of significant beneficial owners

| Sr. No. | Details of the significant beneficial owner (i) | | | Details of the registered owner (id) | | | Particulars of the shares in which significant | | Date of creation / acquisition of significant beneficial interest (IV) |
|---------|---|------------|-------------|--------------------------------------|-----|-------------|--|--|--|
| | Name | PAN | Nationality | Name | PAN | Nationality | Number of shares | Shareholding as a % of total no. of shares (calculated as per SCRR, 1957) As a % of (A+B+C2) | |
| | Mahesh Kumar Bhimsariya | AEEP82543M | India | Santkumar Maheshkumar Huf | | India | 0 | | 31/01/2016 |
| | Sant Kumar Bhimsaria | AQBP88987C | India | Chiranji Lal Mukhram Huf | | India | 4.65 | | 31/10/2016 |
| | Sant Kumar Bhimsaria | AQBP88987C | India | Santkumar Mohitkumar Huf | | India | 0 | | 31/10/2016 |
| | Mohit Kumar Bhimsaria | AATPB2897H | India | Mohit Kumar Huf | | India | 1.67 | | 17/03/2021 |

